



# FITTINGS

## BRONZE FLEXIBLE COUPLINGS



Class I, Div. 1 & 2, Groups A,B,C,D<sup>Ⓞ</sup>  
 Class I, Zone 1, Groups IIC, IIB, IIA  
 Class II, Div. 1 & 2, Groups E,F,G  
 Class III  
 Raintight

LISTED - File E10514

Certified - File LR11716

See files for details or call Killark.

### FEATURES-SPECIFICATIONS

#### Applications

For use in hazardous areas where movement or vibration requires a flexible connection or a difficult bend is required in a conduit system.

#### Features

- Bronze flexible metal construction
- An inner liner of asphaltum impregnated jute fibre tubing to protect conductors
- Female ends with removable zinc plated steel nipples standard on all couplings
- Union type couplings may be assembled by adding a GUF Series union to the nipple
- Special lengths available-consult factory
- All 1/2", 3/4" & 1" EKJ couplings are furnished with a setscrew (for use as a fixture hanging coupling)

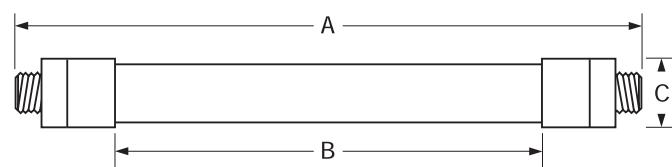
<sup>Ⓞ</sup> ECF & EKJ 1/2" and 3/4" couplings suitable for Class I, Groups A, B, C, D Class I, Zone 1, Groups IIC, IIB, IIA EKJ 1" thru 2" and ECF 1" couplings suitable for Class I, Groups C, D. Class I, Zone 1, Groups IIB, IIA All ECF and EKJ are suitable for Class II and III.

For ATEX and IEC Ex certified Flexible Couplings, see page F86.

ECF/EKJ FLEXIBLE COUPLINGS					
CATALOG NUMBER		DESCRIPTION			
ECF SERIES	EKJ SERIES	CONDUIT SIZE	A OVERALL LENGTH	B FLEX. LENGTH	C DIA.
ECF-14	EKJ-14	1/2"	8-13/16"	4"	1-5/16"
ECF-16	EKJ-16	1/2"	10-13/16"	6"	1-5/16"
ECF-18	EKJ-18	1/2"	12-13/16"	8"	1-5/16"
ECF-110	EKJ-110	1/2"	14-13/16"	10"	1-5/16"
ECF-112	EKJ-112	1/2"	16-13/16"	12"	1-5/16"
ECF-115	EKJ-115	1/2"	19-13/16"	15"	1-5/16"
ECF-118	EKJ-118	1/2"	22-13/16"	18"	1-5/16"
ECF-121	—	1/2"	25-13/16"	21"	1-5/16"
ECF-124	—	1/2"	28-13/16"	24"	1-5/16"
ECF-130	—	1/2"	34-13/16"	30"	1-5/16"
ECF-136	—	1/2"	40-13/16"	36"	1-5/16"
ECF-24	EKJ-24	3/4"	8-3/4"	4"	1-5/8"
ECF-26	EKJ-26	3/4"	10-3/4"	6"	1-5/8"
ECF-28	EKJ-28	3/4"	12-3/4"	8"	1-5/8"
ECF-210	EKJ-210	3/4"	14-3/4"	10"	1-5/8"
ECF-212	EKJ-212	3/4"	16-3/4"	12"	1-5/8"
ECF-215	EKJ-215	3/4"	19-3/4"	15"	1-5/8"
ECF-218	EKJ-218	3/4"	22-3/4"	18"	1-5/8"
ECF-221	—	3/4"	25-3/4"	21"	1-5/8"
ECF-224	—	3/4"	28-3/4"	24"	1-5/8"
ECF-230	—	3/4"	34-3/4"	30"	1-5/8"
ECF-236	—	3/4"	40-3/4"	36"	1-5/8"
ECF-36	EKJ-36	1"	11-3/4"	6"	1-15/16"
ECF-38	EKJ-38	1"	13-3/4"	8"	1-15/16"
ECF-310	EKJ-310	1"	15-3/4"	10"	1-15/16"
ECF-312	EKJ-312	1"	17-3/4"	12"	1-15/16"
ECF-315	EKJ-315	1"	20-3/4"	15"	1-15/16"
ECF-318	EKJ-318	1"	23-3/4"	18"	1-15/16"
ECF-321	EKJ-321	1"	26-3/4"	21"	1-15/16"
ECF-324	EKJ-324	1"	29-3/4"	24"	1-15/16"
ECF-330	EKJ-330	1"	35-3/4"	30"	1-15/16"
ECF-336	EKJ-336	1"	41-3/4"	36"	1-15/16"


ECF/EKJ FLEXIBLE COUPLINGS				
CAT. NO.	DESCRIPTION			
EKJ SERIES	CONDUIT SIZE	A OVERALL LENGTH	B FLEX. LENGTH	C DIA.
EKJ-412	1-1/4"	18-5/8"	12"	2-15/16"
EKJ-415	1-1/4"	21-5/8"	15"	2-15/16"
EKJ-418	1-1/4"	24-5/8"	18"	2-15/16"
EKJ-421	1-1/4"	27-5/8"	21"	2-15/16"
EKJ-424	1-1/4"	30-5/8"	24"	2-15/16"
EKJ-430	1-1/4"	36-5/8"	30"	2-15/16"
EKJ-436	1-1/4"	42-5/8"	36"	2-15/16"
EKJ-512	1-1/2"	18-15/16"	12"	3-21/32"
EKJ-515	1-1/2"	21-15/16"	15"	3-21/32"
EKJ-518	1-1/2"	24-15/16"	18"	3-21/32"
EKJ-521	1-1/2"	27-15/16"	21"	3-21/32"
EKJ-524	1-1/2"	30-15/16"	24"	3-21/32"
EKJ-530	1-1/2"	36-15/16"	30"	3-21/32"
EKJ-536	1-1/2"	42-15/16"	36"	3-21/32"
EKJ-612	2"	19-5/16"	12"	4-9/64"
EKJ-615	2"	22-5/16"	15"	4-9/64"
EKJ-618	2"	25-5/16"	18"	4-9/64"
EKJ-624	2"	31-5/16"	24"	4-9/64"
EKJ-630	2"	37-5/16"	30"	4-9/64"
EKJ-636	2"	43-5/16"	36"	4-9/64"

MINIMUM BEND RADIUS						
SERIES	1/2"	3/4"	1"	1-1/4"	1-1/2"	2"
ECF	10"	12"	14"	—	—	—
EKJ	10"	12"	14"	14"	16"	18"





BRONZE FLEXIBLE COUPLINGS WITH FEMALE STEEL UNION



ECFUF  
1/2", 3/4", 1"

EKJUF  
1-1/4", 1-1/2", 2"

Class I, Div. 1 & 2, Groups A,B,C,D<sup>Ⓛ</sup>  
 Class I, Zone 1, Groups IIC, IIB, IIA  
 Class II, Div. 1 & 2, Groups E,F,G  
 Class III  
 Raintight

LISTED - File E10514

Certified - File LR11716

See files for details or call Killark.

**FEATURES-SPECIFICATIONS**

**Applications**

For use in hazardous areas where movement or vibration requires a flexible connection or a difficult bend is required in a conduit system.

**Features**

- Bronze flexible metal construction
- An inner liner of asphaltum impregnated jute fibre tubing to protect conductors
- Provided with one zinc plated steel nipple and one zinc plated steel female union
- Special lengths available – consult factory

1/2" and 3/4" couplings suitable for:

- Class I, Groups A,B,C,D Class I, Zone 1, Groups IIC, IIB, IIA.
- 1" couplings suitable for: Class I, Groups C,D. Class I, Zone 1, Groups IIB, IIA

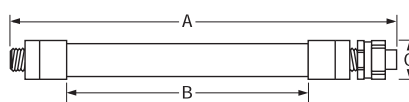
<sup>Ⓛ</sup> All ECF/EKJ couplings are suitable for: Class II and III.

ECF/EKJ FLEXIBLE COUPLINGS				
CAT. NO.	DESCRIPTION			
	CONDUIT SIZE	A OVERALL LENGTH	B FLEX. LENGTH	C DIA.
ECFUF-14	1/2"	10-1/8" (257)	4" (102)	1-1/2" (38)
ECFUF-16	1/2"	12-1/8" (310)	6" (152)	1-1/2" (38)
ECFUF-18	1/2"	14-1/8" (359)	8" (203)	1-1/2" (38)
ECFUF-110	1/2"	16-1/8" (410)	10" (254)	1-1/2" (38)
ECFUF-112	1/2"	18-1/8" (460)	12" (305)	1-1/2" (38)
ECFUF-115	1/2"	21-1/8" (537)	15" (381)	1-1/2" (38)
ECFUF-118	1/2"	24-1/8" (613)	18" (457)	1-1/2" (38)
ECFUF-121	1/2"	27-1/8" (689)	21" (533)	1-1/2" (38)
ECFUF-124	1/2"	30-1/8" (765)	24" (610)	1-1/2" (38)
ECFUF-130	1/2"	36-1/8" (918)	30" (762)	1-1/2" (38)
ECFUF-136	1/2"	42-1/8" (1070)	36" (914)	1-1/2" (38)
ECFUF-24	3/4"	10-1/4" (260)	4" (102)	1-3/4" (44)
ECFUF-26	3/4"	12-1/4" (311)	6" (152)	1-3/4" (44)
ECFUF-28	3/4"	14-1/4" (362)	8" (203)	1-3/4" (44)
ECFUF-210	3/4"	16-1/4" (413)	10" (254)	1-3/4" (44)
ECFUF-212	3/4"	18-1/4" (464)	12" (305)	1-3/4" (44)
ECFUF-215	3/4"	21-1/4" (540)	15" (381)	1-3/4" (44)
ECFUF-218	3/4"	24-1/4" (616)	18" (457)	1-3/4" (44)
ECFUF-221	3/4"	27-1/4" (692)	21" (533)	1-3/4" (44)
ECFUF-224	3/4"	30-1/4" (768)	24" (610)	1-3/4" (44)
ECFUF-230	3/4"	36-1/4" (921)	30" (762)	1-3/4" (44)
ECFUF-236	3/4"	42-1/4" (1073)	36" (914)	1-3/4" (44)
ECFUF-36	1"	13-3/16" (335)	6" (102)	2" (51)
ECFUF-38	1"	15-3/16" (386)	8" (152)	2" (51)
ECFUF-310	1"	17-3/16" (437)	10" (254)	2" (51)
ECFUF-312	1"	19-3/16" (487)	12" (305)	2" (51)
ECFUF-315	1"	22-3/16" (564)	15" (381)	2" (51)
ECFUF-318	1"	25-3/16" (640)	18" (457)	2" (51)
ECFUF-321	1"	28-3/16" (716)	21" (533)	2" (51)
ECFUF-324	1"	31-3/16" (792)	24" (610)	2" (51)
ECFUF-330	1"	37-3/16" (945)	30" (762)	2" (51)
ECFUF-336	1"	43-3/16" (1097)	36" (914)	2" (51)

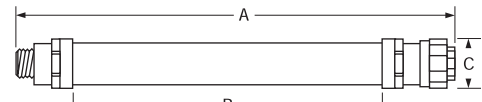
ECF/EKJ FLEXIBLE COUPLINGS				
CAT. NO.	DESCRIPTION			
	CONDUIT SIZE	A OVERALL LENGTH	B FLEX. LENGTH	C DIA.
EKJUF-412	1-1/4"	20-1/4" (514)	12" (305)	2-7/8" (73)
EKJUF-415	1-1/4"	21-1/4" (591)	15" (381)	2-7/8" (73)
EKJUF-418	1-1/4"	24-1/4" (667)	18" (457)	2-7/8" (73)
EKJUF-421	1-1/4"	27-1/4" (743)	21" (533)	2-7/8" (73)
EKJUF-424	1-1/4"	30-1/4" (819)	24" (610)	2-7/8" (73)
EKJUF-430	1-1/4"	36-1/4" (972)	30" (762)	2-7/8" (73)
EKJUF-436	1-1/4"	42-1/4" (1124)	36" (914)	2-7/8" (73)
EKJUF-512	1-1/2"	21-15/16" (557)	12" (305)	3-21/32" (93)
EKJUF-515	1-1/2"	24-15/16" (633)	15" (381)	3-21/32" (93)
EKJUF-518	1-1/2"	27-15/16" (710)	18" (457)	3-21/32" (93)
EKJUF-521	1-1/2"	30-15/16" (786)	21" (533)	3-21/32" (93)
EKJUF-524	1-1/2"	33-15/16" (862)	24" (610)	3-21/32" (93)
EKJUF-530	1-1/2"	39-15/16" (1014)	30" (762)	3-21/32" (93)
EKJUF-536	1-1/2"	45-15/16" (1167)	36" (914)	3-21/32" (93)
EKJUF-612	2"	21-9/16" (548)	12" (305)	4-9/64" (105)
EKJUF-615	2"	24-9/16" (624)	15" (381)	4-9/64" (105)
EKJUF-618	2"	27-9/16" (700)	18" (457)	4-9/64" (105)
EKJUF-624	2"	33-9/16" (852)	24" (610)	4-9/64" (105)
EKJUF-630	2"	39-9/16" (1005)	30" (762)	4-9/64" (105)
EKJUF-636	2"	45-9/16" (1157)	36" (914)	4-9/64" (105)

MINIMUM BEND RADIUS						
SERIES	1/2"	3/4"	1"	1-1/4"	1-1/2"	2"
ECF	10"	12"	14"	-	-	-
EKJ	10"	12"	14"	14"	16"	18"

For ATEX and IEC Ex certified Flexible Couplings, see page F86.



ECFUF 1/2", 3/4", 1"



EKJUF 1-1/4", 1-1/2", 2"